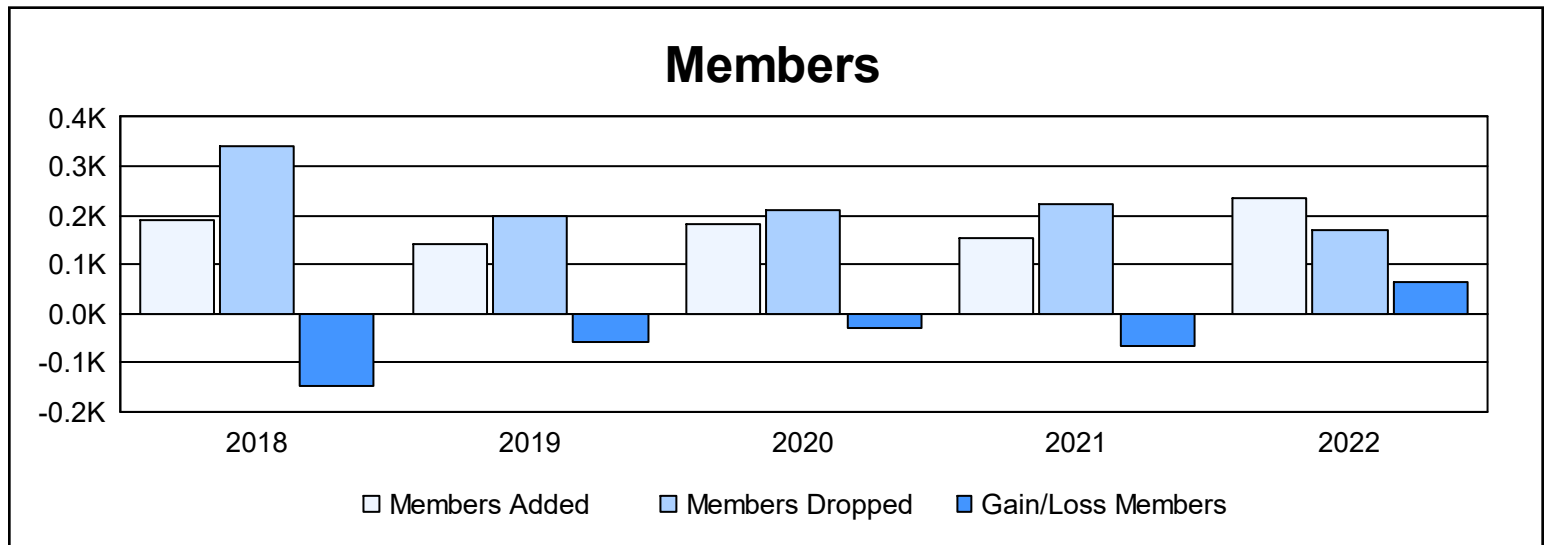
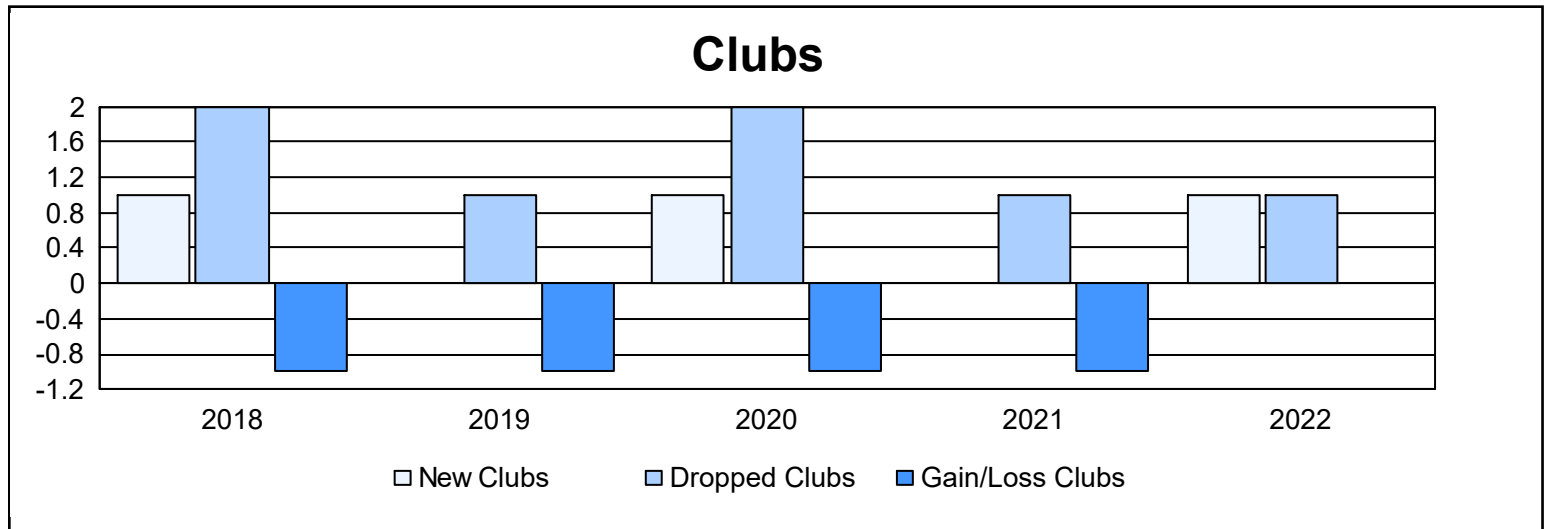
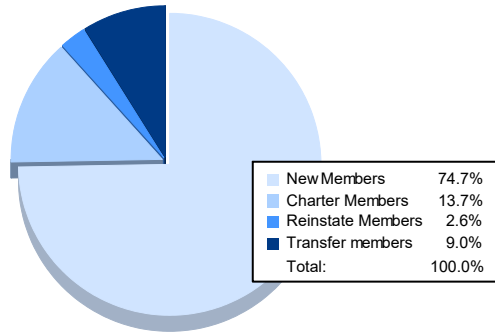


Year	New Clubs	Dropped Clubs	Gain/ Loss Clubs	New Members	Charter Members	Reinstate Members	Transfer Members	Total Member Added	Total Members Dropped	Gain/ Loss Members
2017-2018	1	2	-1	123	43	17	9	192	340	-148
2018-2019	0	1	-1	110	0	21	9	140	197	-57
2019-2020	1	2	-1	115	36	18	13	182	212	-30
2020-2021	0	1	-1	114	6	12	22	154	221	-67
2021-2022	1	1	0	174	32	6	21	233	170	63
<b>Average</b>	<b>1</b>	<b>1</b>	<b>-1</b>	<b>127</b>	<b>23</b>	<b>15</b>	<b>15</b>	<b>180</b>	<b>228</b>	<b>-48</b>



### Membership Composition June 2022 Cumulative



### Gender Composition June 2022 Cumulative

